



**Global
Partnership**
for Sustainable
Development Data



**PARTNERS
SURVEY
RESULTS
2018**

Objective and Background

The Global Partnership for Sustainable Development Data's first Partners Survey was launched on January 29, 2018. The survey aimed to understand what value our partners are getting from the Global Partnership, and how we can better work together. We will repeat the exercise every year, to continue learning about partners' experiences and perceptions of the Partnership, and to inform our strategic and programmatic decisions in the short, medium, and long-term.

Methodology

The survey was launched electronically, via SurveyMonkey, and was sent to all registered partners. It was open for three weeks, from January 29, 2018 until February 18, 2018. Of the 305 registered partners at the time, 99 participated in the survey, giving us a 32.5 percent response rate.

The survey asked 25 questions, including both open-ended and multiple-choice. The questions covered four key areas:

- 1. Background:** asked about sector, motivations, SDG importance, and geography
- 2. GPSDD's value and impact:** asked about partner perceptions of GPSDD impact and objectives
- 3. Engagement with GPSDD:** included questions regarding modes and mechanisms of engagement and satisfaction levels
- 4. Optional Follow-up/Contact information**

Survey Respondents

The survey respondents included every type of organization represented in the Global Partnership. The table below indicates that the survey results provide approximately 1:1 representation of civil society organizations; a slight over-representation of government and international organizations; and a slight under-representation of private sector, foundations/donors, research/academia, and media.

Figure 1: Survey Respondents and Registered Members by Sector

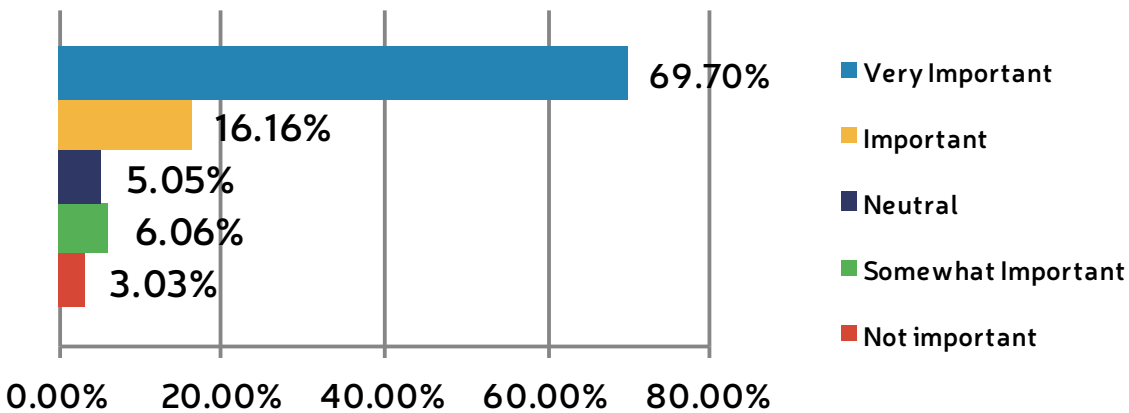
Org. Type	Survey Respondents	Registered Members (Jan 2018)
Civil Society Organization	29%	30%
Private Sector	18%	28%
International Organization	14%	9%
Academic/ Research Institution	13%	21%
Government	12%	7%
Other	9%	0%
Foundation/Donor	4%	5%
Media	0%	1%

Key Findings

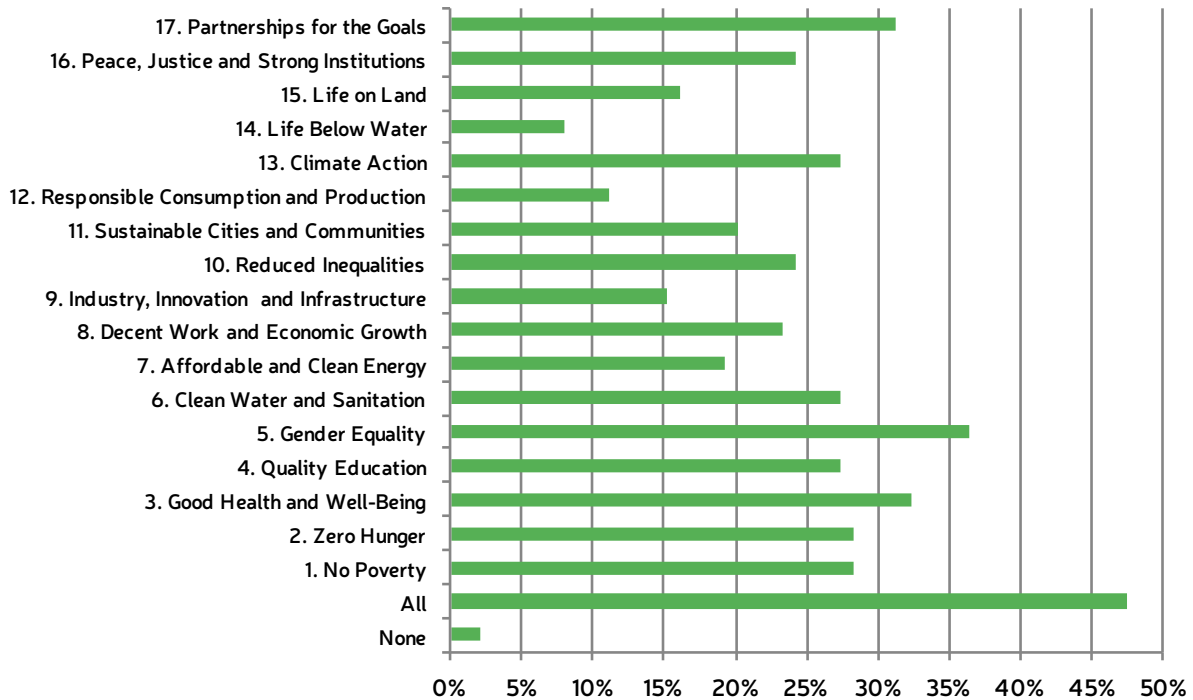
1. The Sustainable Development Goals (SDGs) are important to GPSDD members.

The vast majority of respondents – 86 percent - indicated that the SDGs are to some degree “Important” to their organization. Of that group, 70 percent of respondents selected that the SDGs are “Very Important” to their organization. Almost half of them focus on all the SDGs, with gender equality as the second most important goal, and climate, water, education, health, hunger, poverty, and partnerships also strongly represented as issues of concern among our partners.

How important are the Sustainable Development Goals (SDGs) to your organization?



Which of the following SDGs does your organization focus on?



**Note: percentages do not add up to 100 because survey respondents were asked to select all options that applied.*

The following comments provide insights into the organizations that do not qualify the SDGs as being particularly important:

“While the organization may not be focused specifically on the SDGs, it supports work relating to the SDGs.”

“While the organization may not be focused specifically on the SDGs, it recognizes the political opportunity for data for development.”

2. Partners join GPSDD for networking to increase impact, and as a platform for advocacy for data.

Partners' motivations for joining the Global Partnership, and their understanding of GPSDD's role in the data for development landscape, revolved around two main areas:

1

Network(ing) – Approximately 76 percent of partners indicated that they value GPSDD as a network because it allows them to be a part of and access, identify, and connect and collaborate with a diverse set of stakeholders. Partners noted that networking allowed them to increase their impact by:

Sharing knowledge and technical capacity:

72 percent of partners reported that they valued the opportunity to contribute to and access best practices and technical guidance regarding data production, use, and sharing.

Addressing specific challenges, including at the national level:

20 percent of partners specified that they valued the opportunity to develop connections and collaborations to identify and address specific issues.

“ To proactively network with a community of like-minded organizations that are mainstreaming usage of data for monitoring progress and making decisions pertaining to sustainable development goals. ”

2

Leveraging the platform for data advocacy – Approximately 58 percent of partners indicated that they value GPSDD as a platform to amplify voices on specific issues, and increase political support for the production and use of data, and for mobilizing financing for data. In particular, partners mentioned leveraging GPSDD to advocate for mobilization of different types of data, citizen-generated data, data disaggregation, increase in civic engagement, administrative data, open data, and data standards.

“ GPSDD not only connects, but facilitates the creation process as well. Without a central partnership where stakeholders can convene, both virtually and physically, the global community misses out on the opportunity to share knowledge and best practices, and more importantly, share data. ”

3. GPSDD has been most successful in information sharing, events, and fostering collaborations, and least successful in improving access to new resources and technologies, and promoting data use.

The survey asked respondents to indicate how successfully they felt GPSDD had achieved each of its nine objectives (listed in the table below). More than 50 percent of respondents indicated that GPSDD has successfully achieved all nine objectives (for the purposes of this report, this group includes those who selected both “Very Successfully” and “Somewhat Successfully”). However, approximately 11 percent of respondents indicated that it was either too soon to determine achievement of objectives or that there was not enough information to assess level of achievement across objectives.

The table below shows the three objectives that partners believe GPSDD has achieved most successfully and least successfully to-date.

“GPSDD has enabled every country to see data as a key entry point to their commitment in financial, human and technological capacities for production especially in Africa. Through a robust communication, there has been an improved sharing of communication, and people have been opened [sic] in discussing policy bottlenecks and solutions that can improve collection, coordination, use, dissemination of data across different data communities.”

GPSDD has a range of objectives. Please indicate how successfully you think the GPSDD has achieved each of the following:

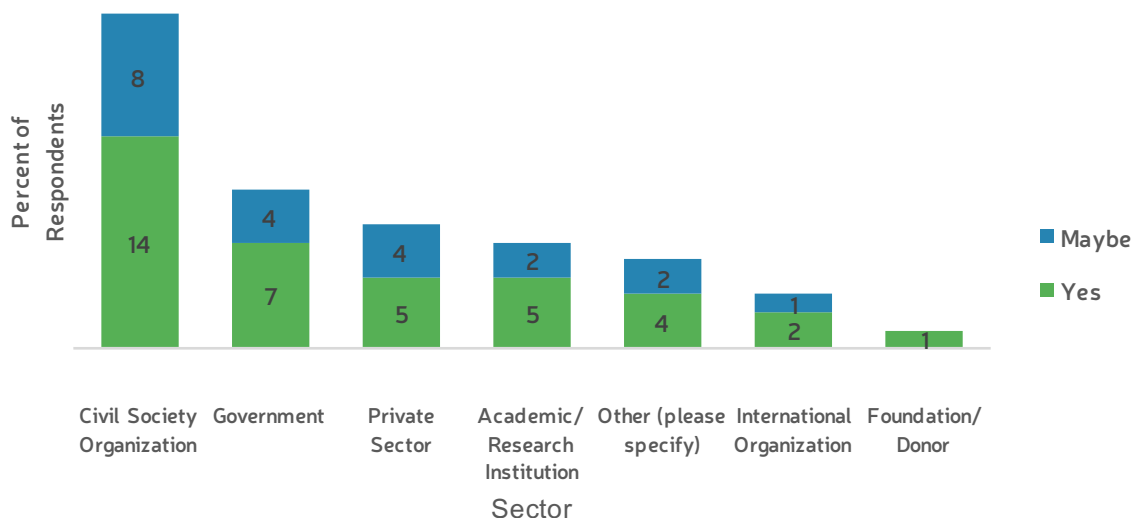
	Very Successfully	Somewhat Successfully	Somewhat Unsuccessfully	Very Unsuccessfully	Don't Know
Providing information related to events	46%	47%	4%	0%	4%
Providing information related to the work of others in data for development	28%	58%	11%	0%	4%
Enabling connections to leverage new investments/resources	20%	43%	19%	1%	16%
Providing access to new methodologies, approaches, or technologies	16%	46%	19%	1%	18%
Increasing political commitment to data	30%	35%	13%	4%	18%
Increasing data use for decision-making	13%	42%	18%	2%	24%
Enabling collaborations to meet data challenges	35%	49%	10%	0%	6%
Enabling innovations to meet data challenges	20%	51%	11%	0%	18%
Building trust between stakeholders	20%	52%	11%	1%	15%

4. GPSDD is helping partners work together for impact.

The majority of partners – 60 percent – reported that engagement with GPSDD helped their organization achieve something that could not have been done alone. Partners most commonly referenced access to resources and the ability to actively network with other partners and stakeholders as the means through which GPSDD helped them achieve something that they otherwise could not have achieved. The figure below illustrates the percent of respondents that selected “Yes”- 38 percent, and “Maybe” – 21 percent, disaggregated by type of organization. Approximately 19 percent of respondents indicated that it was too early to tell through qualitative comments, such as:

“Too early to say. No direct results as yet, but potential that it could help us mobilize resources to advance our work.”

Has engagement with GPSDD helped achieve something that could not have been done alone?

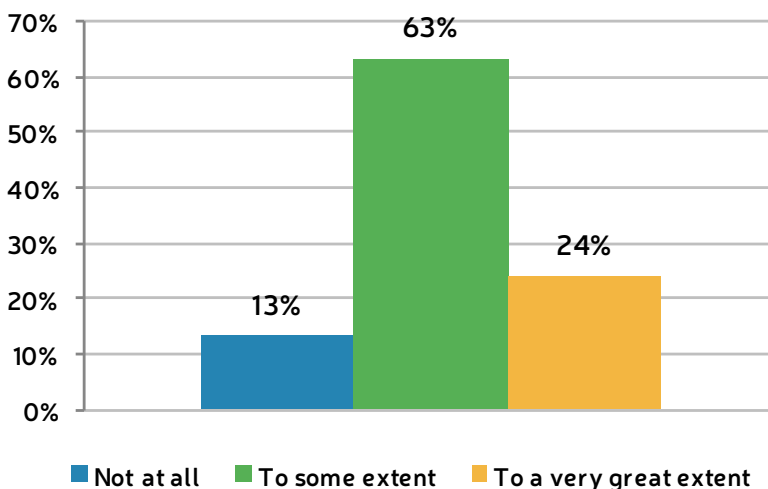


“By being part of the GPSDD we found more opportunities to be listened [sic] by public and private actors in [x], to promote open data portal as a strategy for open knowledge.”

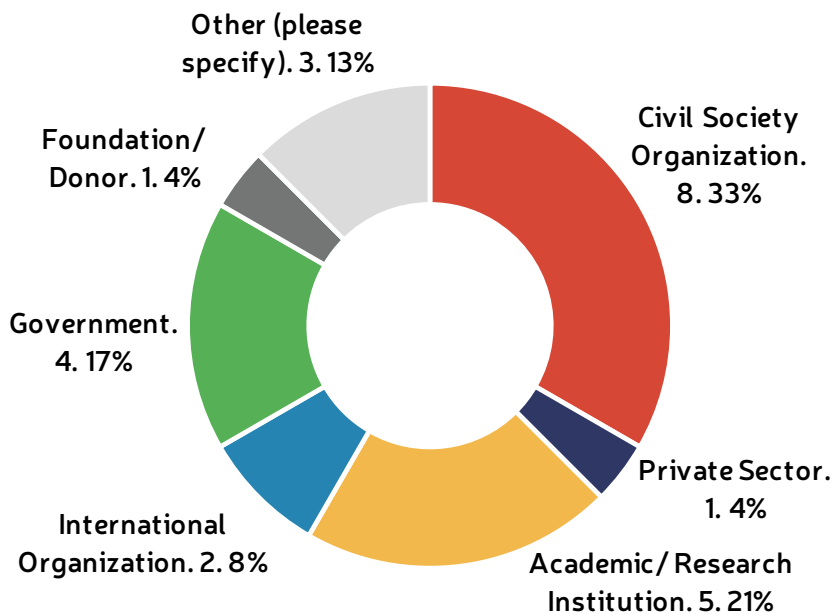
The vast majority of partners – 87 percent – report that involvement with GPSDD has helped them make connections for the purposes of collaboration or learning to either some or very great extent. Of the 13 percent of partners who did not make connections, private sector ranks the highest. In addition, 30 percent of partners reported that they have either started or joined a project or initiative with other partner(s) through GPSDD connections. Please refer to the figure below for a breakdown of these partners by sector representation.

“ We have got funds and skills that have been invaluable with the structuring of our work at subnational level. ”

To what extent has involvement with GPSDD helped you make connections for the purposes of collaboration or learning?



Partners who have started or joined a project or initiative with other partners through GPSDD connections



5. Email is our most popular and widely used mode of engagement, with the website and direct communication with the Secretariat second.

The survey asked partners to identify the mechanisms through which they engage with GPSDD. The following table provides a breakdown of the ranking of mechanisms selected both in order of popularity, defined by percent of respondents selecting that mechanism, and frequency, defined as percent of partners reporting using that mechanism either often or regularly.

BY POPULARITY	
Mechanism	% of Partners
Email	98
Secretariat	89
Website	73
GPSDD events	67
GPSDD collaborative/task team	62
Social media	53

BY FREQUENCY	
Mechanism	% of Partners
Email	56
Website	29
Teleconference and calls	28
Social media	26
GPSDD events	13
In-person meetings	6

Almost all – 98 percent - of partners engage with GPSDD via email. While a greater percentage of partners engage passively (receiving emails), a notable percent of partners engage actively via sending emails through the GPSDD listservs and exchanging emails with other partners (41 percent and 22 percent respectively).

The majority of partners – 74 percent – report using the website. However, of those respondents, the majority – 67 percent – use the website to access content versus submit content. This indicates that while the website is a common mechanism of engagement, it is largely used passively, rather than actively.

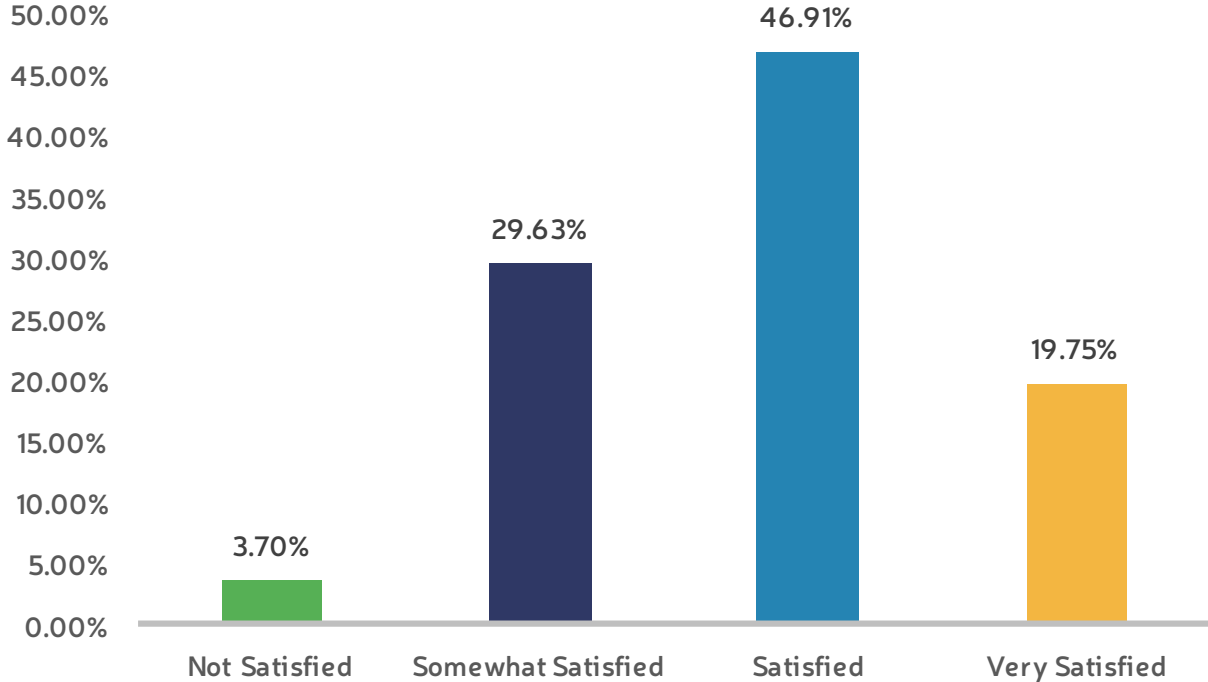
Only about half – 46.91 percent – of partners engage via social media. However, half of those who do engage via social media do so actively by sharing GPSDD social media posts (versus passively – by following social media channels).

The vast majority of partners – 89 percent – have engaged directly with the secretariat, with the largest percent doing so remotely via email and/or phone calls; about half engage in-person at events; and almost half – 46 percent – actively contacting secretariat members for specific needs/interests.

The majority – 67 percent – of partners have attended GPSDD-sponsored or supported events. World Data Forum side events, UN General Assembly side events, and Country Roadmap Workshops were the events attended by the most partners (41 percent, 35 percent, and 28 percent respectively). While GPSDD events are popular among partners, it ranks low on the frequency table likely due to the fewer opportunities to attend events than engage via email and calls.

The majority – 62 percent - of partners have engaged with a GPSDD collaborative or task team, with the most common form of active engagement being “join regular calls” (42 percent).

Please rate your level of satisfaction with your engagement with GPSDD

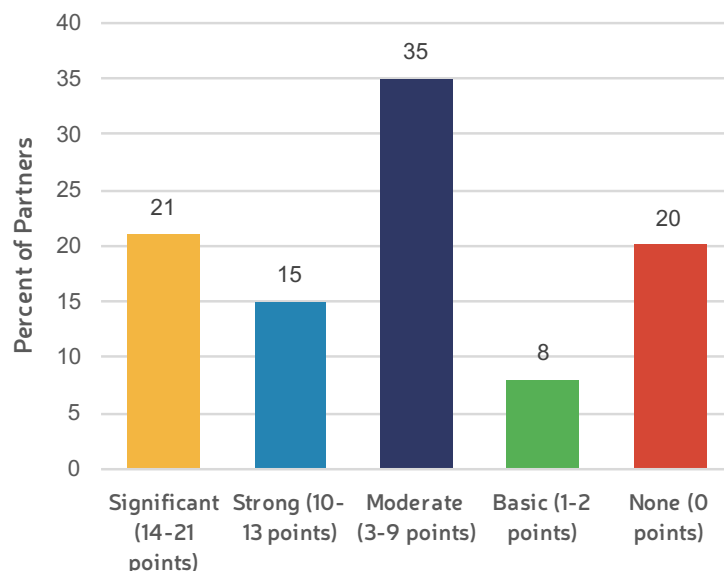


6. Slightly more than one third of partners are very engaged with GPSDD, with a third having moderate engagement and less than a third with little or no engagement.

In order to gain a more comprehensive understanding of the degree of partner engagement that combines the various modes of engagement as well as the nuances of active and passive engagement, GPSDD developed the following point system and associated aggregate rating scale to define level of engagement ranging from none to significant.

Level of Partner Engagement with GPSDD	Activity	Points
Significant Engagement (14-21 points)	Joined a GPSDD group or data collaborative (e.g. LNOB, Environment, Interoperability)	3
	Participated in a GPSDD group call	3
Strong Engagement (10-13 points)	Attended a GPSDD-sponsored or supported event	3
	Receive emails from GPSDD listservs	1
Moderate Engagement (3-9 points)	Send emails through GPSDD listservs	2
	Exchange emails with individuals/organizations connected with through GPSDD	3
Basic Engagement (1-2 points)	Access the website to gain information	1
	Submit content to post on the GPSDD website	2
No Engagement (0 points)	Follow GPSDD on twitter	1
	Share GPSDD social media posts through own social media	2

Level of Partner Engagement



Key action points arising from the survey

1. Objectives that are not being met

Of the nine GPSDD objectives listed above, the three objectives that the most partners indicated GPSDD had not achieved successfully are listed below. While most partners indicated that all nine objectives are being met, of the nine, these are the three that had the highest percent of partners reporting as not being met. The values noted below indicate the percent of partners who selected either “Somewhat Unsuccessfully” or “Very Unsuccessfully.”

- Enabling connections to leverage new investments/resources – 20 percent
- Providing access to new methodologies, approaches, or technologies – 20 percent
- Increasing data use for decision-making – 20 percent

In addition, the survey indicated that partners would like the secretariat to do more work on financing for data, as a key objective for many of our partners.

2. Clarity of engagement

When asked what was currently lacking, the most common response from partners asked for guidance on involvement with the GPSDD. In particular, the following emerged as common themes in partner recommendation for future work:

- Increase information sharing
- Facilitate specific types of connections
- More country-level engagement

“ To have more connections with expertise on data issues, techniques of fund raising. More effective mechanisms on financing producing statistical data. ”

Next Steps

The results of the partners survey are intended to serve as on-going sources of learning, in the short, medium, and long-term. In addition, this inaugural survey also serves to provide a baseline understanding of partners perceptions and expectations of the GPSDD against which to measure future progress. In order to address some of the challenges and recommendations highlighted through the survey, the Global Partnership Secretariat is in the process of developing and/or implementing a number of activities.

1. Short term plans in response to survey

- **Partner Engagement Strategy:** Using information from this survey and from a separate analysis of private sector engagement with the GPSDD commissioned from Accenture, the GPSDD Secretariat is in the process of developing a partner engagement strategy that aims to provide more concrete guidance on involvement with the partnership. In particular, we aim to provide a clearer 'menu' of options for more specific types of connections and engagements that are available at global, regional, and national levels. We are also developing new initiatives, such as the data fellowship scheme, to expand the range of connections we can broker between partners.

As a first step, and to address the demand for partner interaction, sharing, and learning, the secretariat will facilitate a series of webinars, led by the secretariat and by partners, to create a platform for exchange and engagement on a range of topics and for different purposes.

- **New GPSDD Website:** We know from the survey that the new GPSDD website, launched in November 2017, is a popular way of accessing information from the Global Partnership. The GPSDD Secretariat aims to leverage the website to provide more comprehensive and up-to-date information about partners and their initiatives. In addition, the website will aim to share best practices on methodologies and approaches in a variety of forms including the toolbox, blogs, and case studies.
- **Financing for Data:** The Global Partnership has made financing for data a priority for 2018. An expert group has been formed around the topic and many activities are in the process of being implemented that combine analysis and advocacy to improve the quantity and quality of financing for data.

2. Medium term plans in response to survey

We need more dialogue with partners on some of the issues raised in the survey, to understand how GPSDD can best respond and what the role of different stakeholders might be. In particular, we will explore options to assess how the Global Partnership can provide better connections for accessing new resources, and how our political engagement can be more explicitly targeted to data use, as well as access to data to fill gaps.



**Global
Partnership**
for Sustainable
Development Data



www.data4sdgs.org