



**Global
Partnership**
for Sustainable
Development Data

PARTNERS SURVEY RESULTS 2019



Introduction

The Global Partnership for Sustainable Development Data's second annual Partners Survey was launched on March 18, 2019. The survey aimed to understand what value our partners are getting from the Global Partnership, and how we can better work together. We will repeat the exercise every year, to continue learning about partners' experiences and perceptions of the Partnership, and to inform our strategic and programmatic decisions in the short, medium, and long-term.

The survey was launched electronically, via SurveyMonkey, and included 15 open-ended and multiple-choice questions. This year, in an effort to ensure we capture a range of perspectives from our stakeholder network, not only official registered partners, we expanded our pool of respondents by sending the survey to our collaboratives' listservs and our country focal points for further

dissemination to stakeholders within country. Given that the survey was shared with partner country stakeholders at the discretion of the focal points and included multiple dissemination mechanisms with potential overlaps, it is not possible to know exactly how many people had access to the survey. A total of 84 respondents participated in the survey, which is an approximated 35 percent response rate.¹

The survey respondents included every type of organization represented in the Global Partnership. The table below indicates that the survey responses present a slight over-representation of civil society organizations (CSO) and non-governmental organizations (NGO), and government perspectives, and a slight underrepresentation from the private sector and academia. It is helpful to keep this in mind when interpreting the results presented below.

Survey Respondents and Registered Members by Sector

Org. Type	Survey Respondents	Registered Partners
Civil Society Organization/NGO	41%	28%
Government	22%	10%
Multilateral Organization	13%	10%
Private Sector	10%	24%
Academia/Research	8%	22%
Foundation/Donor	4%	5%
Media	1%	1%
N/A	1%	

¹ The proxy ratio used to calculate the response rate is the number of survey respondents to the number of registered partners during the time of survey dissemination (the calculation used in our 2018 results). However, we note that the actual response rate was likely lower given the wider pool of stakeholders with access to the survey.

Key Findings

The Global Partnership aims to achieve its objectives of more and better data to achieve and monitor the SDGs by bringing partners together to achieve change at national, regional, and global levels through three key building blocks:

1. **Supporting changemakers within existing systems, both public and private, by harnessing the power of the network and establishing and supporting partnerships that help individuals and organizations strengthen enabling policies and data ecosystems;**
2. **Creating incentives through communications and advocacy, providing visibility to leaders in the field, creating mechanisms for engagement, and building coalitions for change; and**
3. **Develop learnings by sharing, aggregating, and amplifying the network’s knowledge and expertise.**

These building blocks are further detailed in the [GPSDD Five Year Strategy](#), which provides more context for why the Global Partnership measures progress through the following findings.

Supporting Changemakers

In general, survey respondents confirmed that one of the primary values they derive from the Global Partnership is the ability to network with a diversity of relevant stakeholders and collaborate on a range of topics and activities.

.....

“ We have developed a better understanding of data due to our GPSDD connections and have met many partners in the network who have helped us. ”

.....

1. Networking is important to partners because it enables them to connect with diverse stakeholders, collaborate, and learn

The vast majority of respondents – 87 percent² - reported that their involvement in GPSDD helped them make connections for the purposes of collaboration and/or learning, which is the same results as last year. 27 percent of the respondents attributed the connections to their involvement with GPSDD to a “very great extent” and 61 percent to “some extent.” These findings indicate that over time, a steady and large proportion of partners have been able to connect with others in meaningful and productive ways that resulted in partnerships, collaborations, or increased learning.

Respondents highlighted that connections were made possible through the diversity and reach of the stakeholders within the network. In particular, they mentioned connecting with stakeholders with similar interests, connecting with stakeholders across statistical and non-statistical communities, connecting with partners looking to access funding as well as partners looking to identify grantees. These connections were highlighted as useful in increasing awareness of the various partners as well as increasing their own organization’s visibility to a wider network.

Respondents noted the various ways in which they were able to connect with other partners, which included Global Partnership events, national workshops and collaboratives, and working groups. 55 percent of respondents reported having attended a GPSDD-sponsored or supported event, while 43 percent reported being an active member of a GPSDD data collaborative, working group, task team, and/or GPSDD-facilitated national-level data collaborative. In addition, many of them also highlighted the various data topics around which they were able to share knowledge, learn, and collaborate. These included the Africa Regional Data Cube (ARDC), open data, interoperability, the Inclusive Data Charter, administrative data, and sector-specific areas such as environmental data.

“ I love that GPSDD gives me access to a wide variety of similarly interested professionals. ”

“ GPSDD-sponsored events have helped to bring together government, UN, and civil society groups in closer conversation. ”

“ Due to the extensive social network around GPSDD it is relatively easy to find people with similar/complementary interests. ”

“ Interactions with statistical community, especially at national level. ”

² 73 of 84 respondents.

“ Being involved in a working group helped me learn about people who were working on similar issues as I was. I have also discussed and received help from some working group members on work-related matters. ”

“ It has helped to hear from other countries on the IDC [Inclusive Data Charter] and also through other events. ”

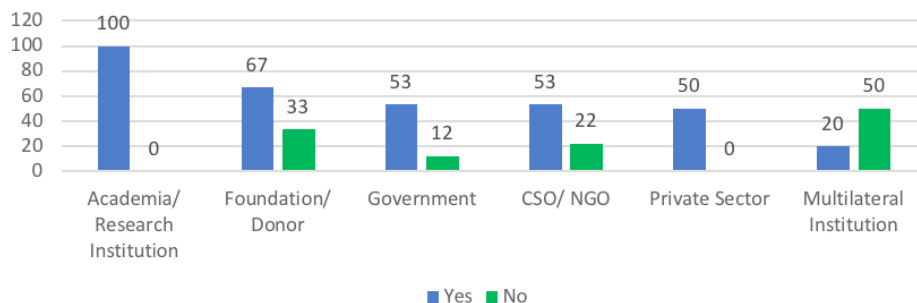
“ Have met partners I didn’t know before, in GPSDD events. For example, at the Bristol Data Fest, I was on a panel with someone [...] whose presentation helped me a great deal understand issues [...] that help nuance our work [...]. We kept in touch thereafter and kept sharing lessons and perspectives from our different contexts. ”

2. Networking has led to meaningful collaborations, enabling partners to increase impact

Moving further along the partnership value chain, half of the survey respondents reported that engagement with the Global Partnership helped them achieve something that they could not have done alone, while 18 percent indicated “maybe.” The 50 percent “yes” response is a 12-percentage point increase from last year. This indicates, that over time, more partners have engaged in productive collaborations, likely building on engagements from previous years. When disaggregated by type of organization, we note that overall CSOs/NGOs and governments report the highest percentage of respondents reporting they were able to achieve something they could not have done alone.

However, in order to offset the overrepresentation of these two groups in the respondent pool, it is more insightful to consider the percentage of respondents within each stakeholder group reporting whether they achieved something they could not have done alone or not. Through this disaggregation, we note that 100 percent and 67 percent of academia/research institutions and foundations/donors respectively said “yes,” with 50-53 percent of private sector, CSOs/NGOs, and governments also selecting the same. This demonstrates that half or more respondents within almost every organization type represented in the network have found value in collaboration and partnership through GPSDD.

Did engagement with GPSDD help your organization achieve something that could not have been done alone?³



³ The percentages do not add up to 100 because the table does not include “maybe” and “I don’t know” responses.

3. Timely data is important to partners, and will likely gain more traction as the new workstream progresses

40 percent of respondents reported that the Global Partnership helped them connect with partners and resources to generate, access, or use timely data. Stakeholder group analysis illustrates that the majority of government stakeholders (59 percent) reported accessing timely data through GPSDD. While most foundation/donor, CSO/NGO, and multilateral stakeholders reported not accessing timely data through GPSDD, half of the academia/research and private sector stakeholders reported that they did.

Among respondents who reported generating, accessing or using timely data through GPSDD, some of the activities or initiatives highlighted include the ARDC and associated trainings, the citizen-generated data working group, national level collaboratives, and developing tools through hackathons. Some of the sectors mentioned include the environment, agriculture, and waste management. In addition, several respondents noted that they would like to generate, access, or use timely data through GPSDD, but are unsure on how to do so. These responses indicate that partners view timely data as overlapping with many of the Global Partnership’s national level activities and is an area that has growing interest.

“GPSDD helped [x] to access ARDC [Africa Regional Data Cube] to generate geographical information and easy analysis on environment climate change with less cost. ”

“The connection with another company helped us have access to their community GPS database that enable us send weather information to farmers. ”

“[Increased] general awareness of what others are working on, and their approaches. ”

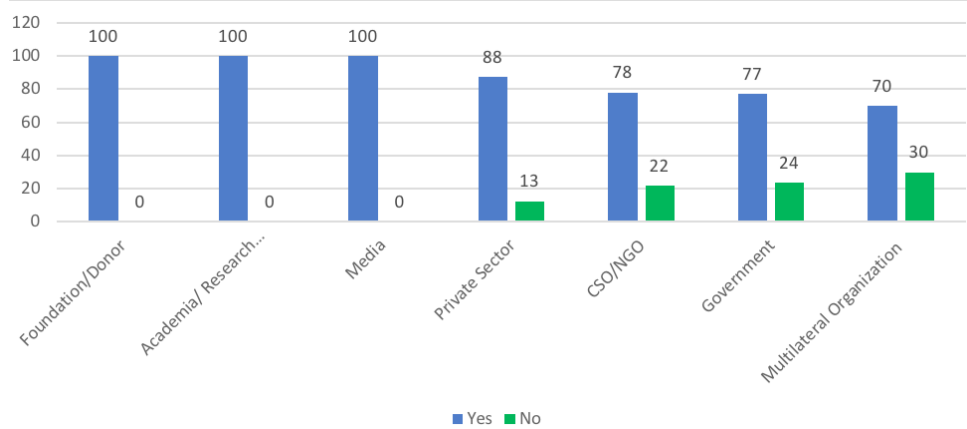
Creating Incentives

1. Increasing political commitment to data is important and useful to partners in achieving their work

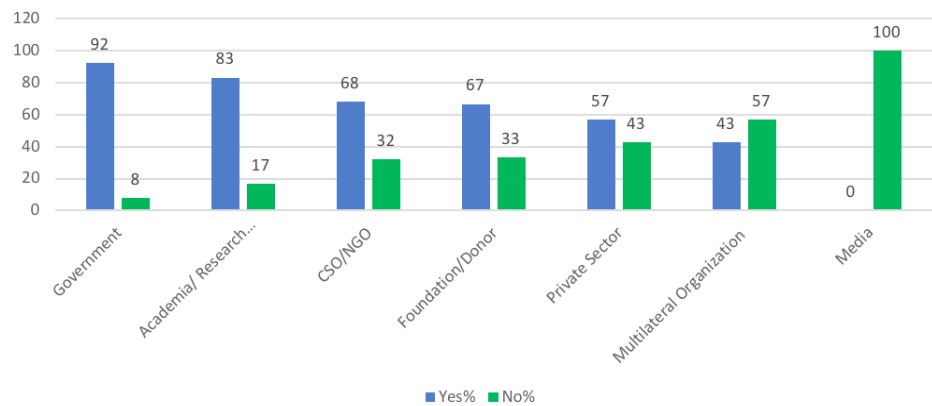
The majority of partners – 80 percent (66 respondents) – reported that GPSDD has helped increase political commitment to more and better data, which is a 15-percentage point increase from last year⁴. Of this 80 percent of respondents, 69 percent (45 respondents) noted that the increased political commitment has helped them/their organization in their work. The disaggregated data illustrates that the vast majority of respondents within each stakeholder group think GPSDD has helped increase political commitment to data. However, when considering whether this increased political commitment has helped the respondents in their work, the responses are more varied. The majority of government (almost all), academia/research institutions, CSO/NGO, foundation/donor, and private sector respondents reported that the political commitment had indeed helped them in their work.

⁴ This comparison reflects the 65% of partners who reported that GPSDD either “very successfully” (30%) or “somewhat successfully” (35%) increased political commitment to data last year (2017 calendar year).

Do you think GPSDD has helped increase political commitment to more and better data? Within stakeholder group percentages



Has this increased political commitment to more and better data helped you/ your organization in your work? Within stakeholder group percentage



Respondents highlighted a number of ways in which the increased political commitment helped them in their own work and achieving their objectives. These include increased awareness of data challenges and subsequent multi-stakeholder dialogues, the involvement of high-level political voices in the conversation, developing the enabling environment for data collaborations, strengthening technical management within national statistics offices, garnering financial resources through funders and budget allocations, promoting data innovations, increased profile of citizen-generated data and geospatial data, and ability to adopt and implement the Inclusive Data Charter.

“ There is a growing awareness among public officials on the importance of accurate, timely and complete data sets and I would attribute the work of GPSDD as a significant contributor in raising this awareness.”

“ Enhanced political commitment has improved availability of resources for data production but also use of statistics by decision-makers/politicians for evidence based decisions.”

“ We now have direct engagement with an institution like [the national statistics office] who we see as a potential partner for data collection activities. ”

“ I think when a big UN/Washington/ etc. backed brand like GPSDD makes noise about a topic, it lends credibility to the need /approach in the sector. I really think the advocacy and ‘thought leading’ that GPSDD has done around data has been the main help for a small org like us. We can point to GPSDD and say, look it’s a space people are trying to push the boundaries in and not just do development as usual. ”

2. The majority of partners are moderately or strongly engaged with GPSDD, utilizing a broad range of engagement mechanisms and are satisfied with their engagement

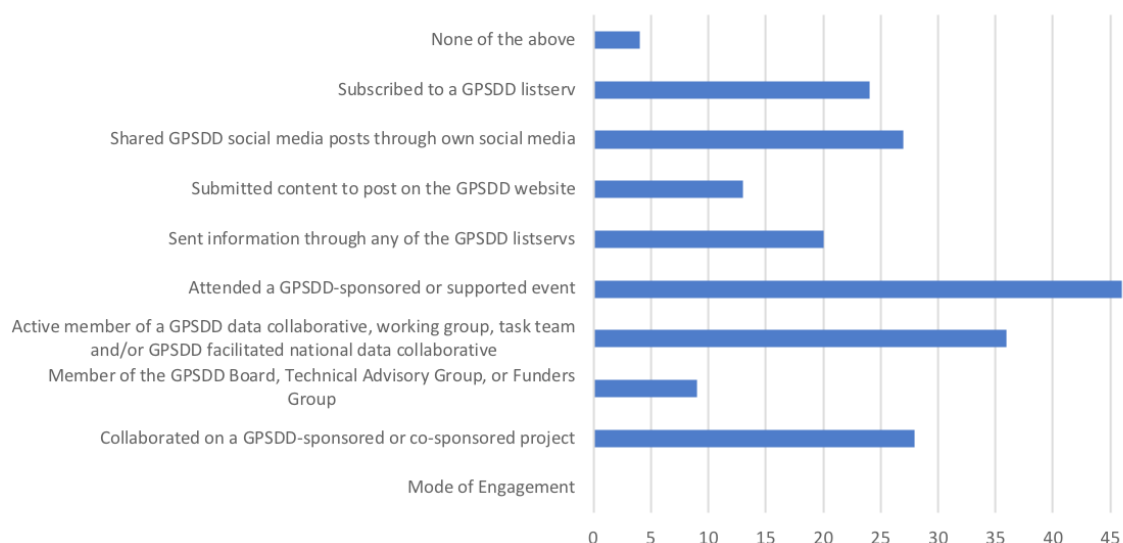
In order to gain a more comprehensive understanding of the degree of partner engagement that combines the various modes of engagement as well as the nuances of active and passive engagement, GPSDD developed the following point system and associated aggregate rating scale to define level of engagement ranging from none to strong. This list of activities and associated points have been modified slightly from the version used in last year’s survey to more accurately reflect GPSDD’s various engagement mechanisms in 2018.

Engagement Level	# of Partners	% of Partners
Strong (9-17pts)	11	13%
Moderate (3-8 pts)	58	69%
Basic (1-2 pts)	12	14%
None (0pts)	3	4%

The majority of respondents – 69 percent (58 respondents) are moderately engaged, with 13 percent being strongly engaged. This is a slight deviation from engagement levels reported last year, which saw one third of partners reporting being both very engaged and moderately engaged. While some of this difference can be explained by the slight modification in the calculation method, it likely also reflects that partners are engaging with GPSDD through a variety of modes, rather than all partners concentrating most or all of their engagement through one mode/mechanism, as reflected in the image below.

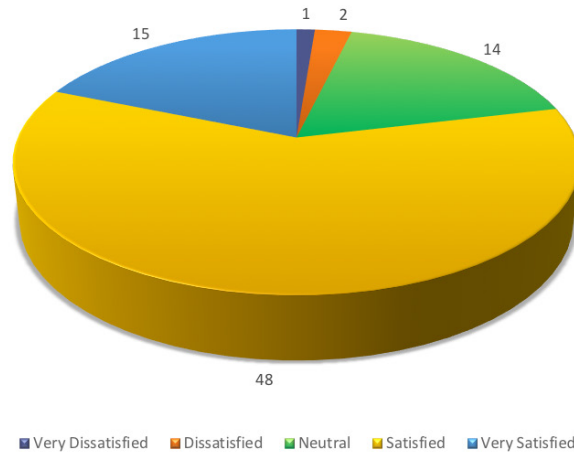
Activity	Points
Collaborated on a GPSDD-sponsored or co-sponsored project	3
Member of the GPSDD Board of Directors, Technical Advisory Group, or Funders Group	3
Active member of a GPSDD data collaborative, working group, task team and/or GPSDD-facilitated national-level data collaborative	3
Attended a GPSDD-sponsored or supported event	2
Sent information through any of the GPSDD listservs	2
Submitted content to post on the GPSDD website	2
Shared GPSDD social media posts through own social media	1
Subscribed to a GPSDD listserv	1
None of the above	0

Please select all the ways in which you have engaged with GPSDD in the last year



The majority of respondents – 79 percent – reported that they are satisfied with their engagement with GPSDD.

Partners' Satisfaction with GPSDD engagement

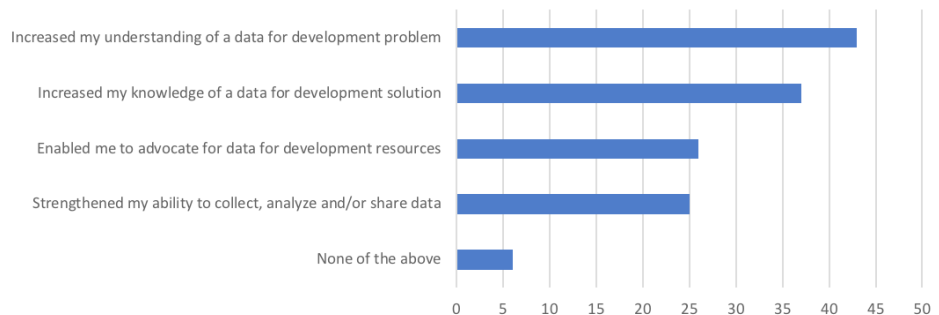


Developing Learnings

1. Knowledge sharing is a key value add of GPSDD and it is important for partners to be able to engage through various knowledge sharing mechanisms including social media, in-person, and virtual outlets

GPSDD has helped 63 percent⁵ of respondents find information valuable for their work. Across every stakeholder group, more respondents reported that they found information that was valuable for their work than not. Of those who reported that they found valuable information through GPSDD, the largest percentage (66 percent) indicated that the information was useful in increasing their understanding of the data for development problem, with the smallest percentage (39 percent) indicating that it helped strengthen their data skills.

How has this information been useful to you or your organization?



⁵ 53 respondents

Disaggregation by type of organization illustrates what type of information is most useful per each type of organization. The following table highlights how the information found through GPSDD has been most useful for each type of organization in green and least useful in red. This indicates that GPSDD’s knowledge sharing mechanisms have been most useful to almost all organization types in highlighting data for development problems. While all types of organizations have found information through GPSDD that has increased their knowledge of data for development solutions, only CSOs/NGOs and the media have found that to be the primary value of the information.

The results indicate that GPSDD serves a diverse group of stakeholders with varying priorities and informational interests. For foundations/donors, academia/research institutions, and the media, information shared through GPSDD has had just as much utility in enabling them to advocate for data for development resources. However, it has been the least useful for that purpose to government, private sector, and multilateral organizations. While GPSDD-shared information has been least useful for almost all stakeholders in strengthening data skills, it has been most useful for multilateral organizations for that purpose.

How has the information been useful to you or your organization?				
Organization Type	Data4Dev Problem	Knowledge of Solution	Ability to Advocate	Data Skills
Government	67	53	20	47
Foundation/ Donor	100	50	100	0
Academia/ Research Institution	100	80	100	40
Private Sector	100	60	40	40
CSO/NGO	65	74	57	44
Multilateral Organization	33	33	0	50
Media	100	100	100	0

Respondents highlighted the following as useful GPSDD knowledge sharing activities: case studies and blogs, information shared at events, the IDC initiative, ARDC trainings, data interoperability, CGD toolkit, and information about funding opportunities.

“ My work involves extensive research on country specific development. The availability of data and reports makes my work richer. ”

In general, as the level of partner engagement increases, the percentage of those reporting that they found information that is useful also increases. However, even those who reported low to no level of engagement, reported finding information valuable for their work. In addition, of those who reported collaborating on a GPSDD-sponsored or co-sponsored project, three times (3x) more respondents reported finding information valuable to their work through GPSDD than not. Similarly, all respondents who reported finding valuable information also reported being satisfied or neutral with their engagement with GPSDD. Of those reporting they did not find information that was valuable for their work, the majority were still satisfied with their engagement with GPSDD. This indicates that partners consider knowledge sharing as a key value add of the GPSDD.

HAS GPSDD HELPED YOU OR YOUR ORGANIZATION FIND INFORMATION VALUABLE FOR YOUR WORK?	
Engagement Level	Yes
Strong	82%
Moderate	78%
Basic	58%
None	67%
Social media	53

HAS GPSDD HELPED YOU FIND INFORMATION VALUABLE FOR YOUR WORK?		
Satisfaction Level	Yes	No
Very Dissatisfied	0	1
Dissatisfied	0	2
Neutral	8	6
Satisfied	42	6
Very Satisfied	10	5

While Twitter (46 percent), email (44 percent), and the www.data4sdgs.org website (39 percent) were noted as the most effective knowledge sharing mechanisms, the mechanisms that are most highly correlated with those stating they found valuable information were events (91 percent correlation) and GPSDD-facilitated conference calls (90 percent correlation). This indicates that overall, it is important for partners to be able to engage through various knowledge sharing mechanisms including social media, in-person, and virtual outlets.

⁵ 53 respondents

Next Steps

Recommendations

The survey responses indicated that partners are interested in four key areas going forward:

- 1. More networking and collaboration opportunities;**
- 2. More engagement at sub-national and regional levels;**
- 3. More knowledge sharing; and**
- 4. More insights on financing for data resources.**

1. More Networking and Collaboration Opportunities

Respondents expressed interest in continuing and building on existing networking and collaboration opportunities. In particular, respondents noted an interest in fostering more collaboration among civil society stakeholders. In addition, some respondents suggested adding to the diversity of stakeholders by including more large-scale data holders such as banks, mobile network operators, and retails. Others commented on continuing mechanisms for multi-stakeholder exchanges such as in-country workshops and more online forums that allow for more dynamic interaction than current listservs.

2. More Sub-National and Regional Engagement

Highlighting GPSDD's current global and national level focus, partners called for more engagement with and representation of both sub-national and regional level stakeholders and perspectives. In particular, respondents highlighted interest in increasing the inclusion of sub-national voices in events and focus on data disaggregation challenges and opportunities at the sub-national level. In addition, some respondents called for more connections with regional bodies, including more representation of regional perspectives in events, conference calls, and case studies.

3. More Knowledge-Sharing

Survey responses noted continued interest in sharing knowledge by suggesting the expansion of resources available through the GPSDD website. In particular, some partners expressed interest in more case studies and examples of collaborations that are underway, noting that GPSDD more proactively ask for news or content to share with other partners. In addition, partners also expressed an interest in webinars and receiving more newsletter updates.

4. More on Funding Mechanisms and Opportunities

Building on similar interest expressed last year, partners expressed an interest in learning more about financial mechanisms available for data activity implementation and sustainability. Highlighting the diversity of partners in the network, responses noted interest in more visibility of existing financial resources as well as interest in identifying more opportunities to link interested donors to pilot innovations.

Next Steps

The results of the partners survey are intended to serve as an on-going source of learning, in the short, medium, and long-term. In order to address some of the recommendations highlighted through the survey, the Global Partnership Secretariat is in the process of developing and/or implementing a number of activities.

Webinar Series

The Global Partnership will be kicking off a webinar series in the second half of 2019. In response to demand from country partners and feedback from the 'leave no one behind' data collaborative and other task teams, the first webinars will revolve around data about people and their experiences, including new methods for population estimates, citizen-generated data, civil registration and vital statistics, and census. Webinars will also target partners in different regions with a Latin America offering in Spanish, focused specifically on building engagement in that region.

Website Content

The volume and diversity of knowledge products on the website is growing. These include partner resources as well as those developed through GPSDD-facilitated collaborations and initiatives. They can be found through topic searches on the 'resources' page or linked to the relevant initiative. We are also planning to send regular knowledge sharing updates that alert partners to new products and resources.

Peer Exchanges

Peer exchanges, particularly among country partners, have become a popular method of developing and sharing knowledge across the partnership. Whenever we have a critical mass of country partners gathered in one place, like on the sidelines of the Data for Development Festival and the UN World Data Forum, we hold workshops for them to share experiences and exchange knowledge. In May 2019, we worked with GIZ to host the first stand-alone peer exchange workshop among partners from Ghana and Kenya. In Fall 2019, we are aiming to convene a Latin America-Africa peer exchange focused on administrative data in collaboration with CEPEI.

Timely Data

The timely data workstream aims to increase the use of robust methods and tools that improve the timeliness, coverage, and quality of SDG data through collaboration and partnership, technical and capacity support, and information. Throughout 2019 and 2020, we will focus on testing approaches in a few partner countries to regularly produce timely data from sustainable sources for at least three SDG measures related to demography, socioeconomic well-being, and environmental protection. In addition, we will showcase the potential for timely data through partnership at global and high-level events.



**Global
Partnership**
for Sustainable
Development Data



www.data4sdgs.org